



M/V 'ANET'

Valid as of 01 January 2020

Registration	
Call sign	PBLI
IMO number	9456733
Port of registry	Winterswijk
Flag state	The Netherlands
Shipyards	Damen Shipyards
Year/Place of delivery	2010/Yichang
Class	Bureau Veritas
Class notation	I ⊗ HULL ⊗ MACH General Cargo Ship, Heavy Cargo equipped containers +AUT-UMS, MON-SHAFT Unrestricted Navigation ICE CLASS 1A (Swed./Finnish)
P&I Club	UK P&I Club
Tonnage	
Displacement	17278 mt
DWAT	12016 mt
DWCC	Abt. 10600 mt
Gross tonnage	8999
Net tonnage	4585
Dimensions	
Length over all	142.95 m
Length between p.p.	134.96 m
Breadth over all	18.90 m
Breadth moulded	18.90 m
Summer draught	7.95 m
Depth moulded	10.95 m
Air draft (in ballast)	35.00 m
Hold/hatch sizes	
Number of holds/hatches	2/2
Holds' capacity	About 17245 m ³ /609001 ft ³
Lower hold dimension	1:40.89 x 15.80/10.48/5.24 m 2:55.86 X 15.80/10.48 m
Tween deck dimension	1:40.89 x 15.80/10.48 m 2: 55.86 x 15.80 m
Hatch dimensions	1: 40.89 x 15.80/10.48 m 2: 55.86 x 15.80 m
Weather deck dimensions	100.00 x 15.80 m
Hold height	12.08 m
Tanktop -> Tween deck	5.59 m
Tween deck -> Hatch cover	5.59 m
Tanktop floor surface 1 and 2	505 and 844 m ²
Tween deck surface 1 and 2	577 and 882 m ²
Container capacity	
Hold capacity	324 TEU
Deck capacity	362 TEU (incl. 80 reefer)
Total	686 TEU
Stack weight TEU/FEU	Tanktop: 100/135 mt Tweendeck: 40/40 mt Hatchcovers: 50/60 mt 278 on deck All holds and decks
TEU slots for IMO class 1	
TEU slots for IMO class 1.4s	

Deck loads	
Tanktop	18.0 mt/m ²
Tween decks	4,0 mt/m ²
Hatch covers	1.75 mt/m ²
Hatch covers/Tween deck	
Type of hatch covers	Hydraulic folding
Tween deck pontoons	#1: 7 removable pontoons #2: 8 removable pontoons
	Tween-decks can be used As vertical bulkheads at 20' interval.
Propulsion/Manoeuvring	
Main Engine	6000 kW
Bow thruster	730 kW
Propeller	Variable pitch propeller
Rudder	Semi balanced rudder
Service speed	15.5 kn
Bunkers/Ballast capacity	
Heavy fuel oil	660 m ³
Marine gas oil	255 m ³
Lubricating oil	27 m ³
Fresh water	77 m ³
Ballast water	4714 m ³
Cargo gear	
Cranes on starboard side	2 x 80 mt SWL
Load/Outreach	80 mt/2.2-14.0 m 60 mt/2.2-18.0 m 40 mt/2.2-30.0 m 30 mt/2.2-32.0 m
Tandem load	160 mt SWL
	Free distance between cranes is abt. 50 m
Lifting heights	
At 2.2 m outreach	40.0 m
At 14.0 m outreach	37.0 m
At 18.0 m outreach	35.0 m
At 30.0 m outreach	19.5 m
At 32.0 m outreach	8.5 m

All details are believed to be correct but without guarantee.

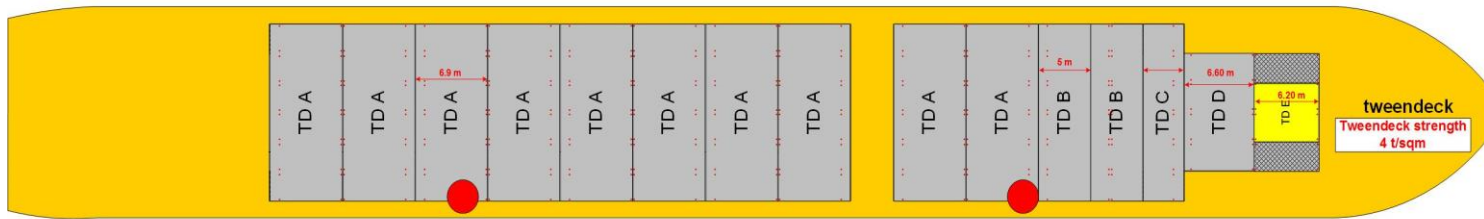
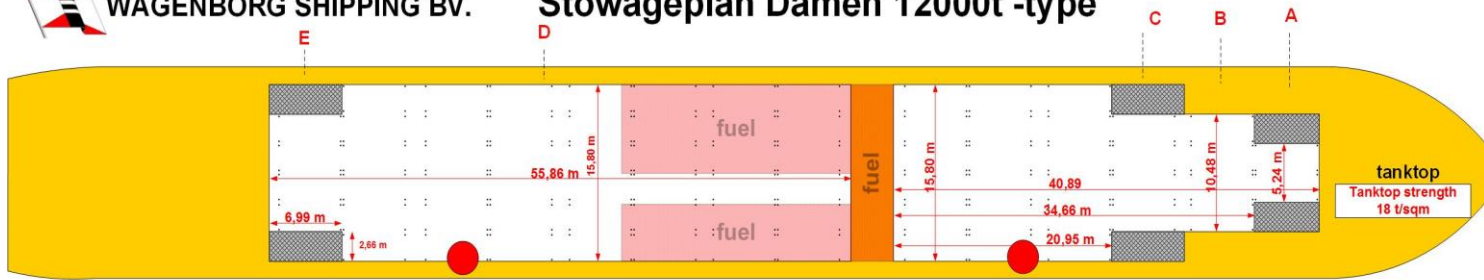
OCEAN7 Projects ApS
Jyllandsgade 19A
DK-7000 Fredericia
Denmark

Phone: +45 7070 1311
E-mail: denmark@ocean7projects.com

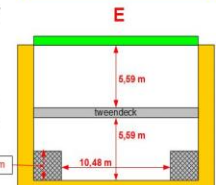
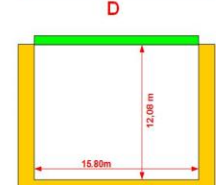
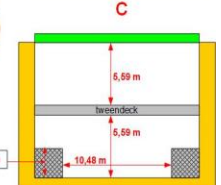
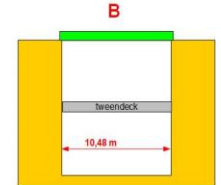
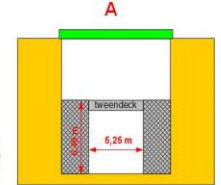
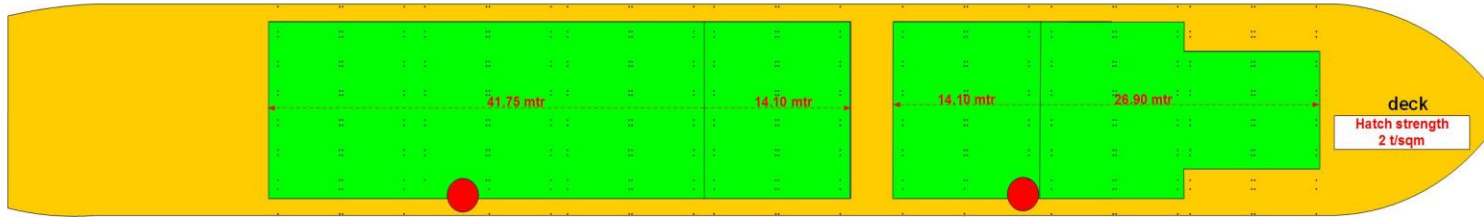


WAGENBORG SHIPPING BV.

Stowageplan Damen 12000t -type



Unobstructed Free deck space 100 mtr



 **WAGENBORG SHIPPING BV. Crane outreaches DAMEN 12000t - type**

