

## M/V 'ENNA'

Valid as of 21 Mar 2025

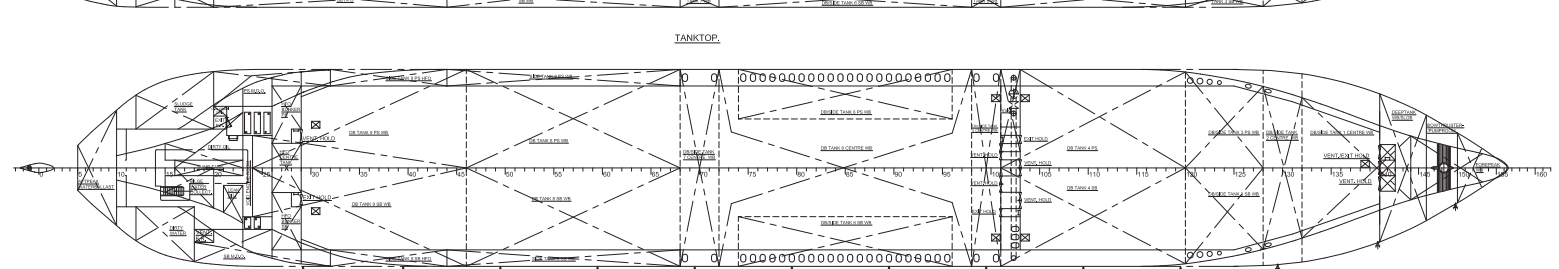
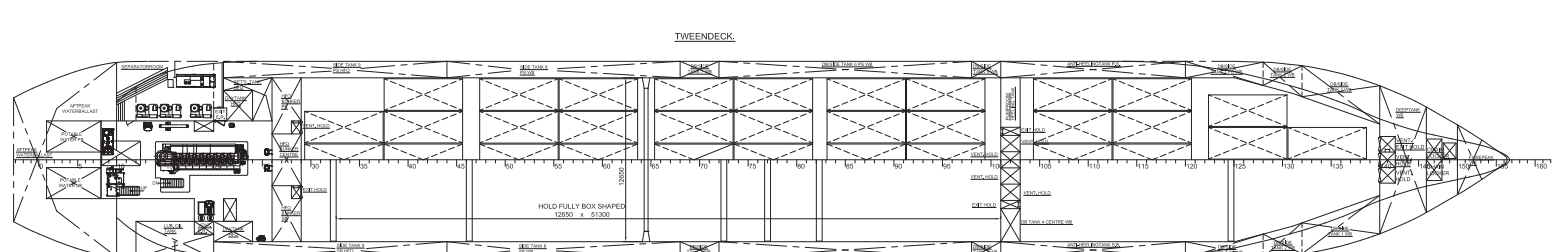
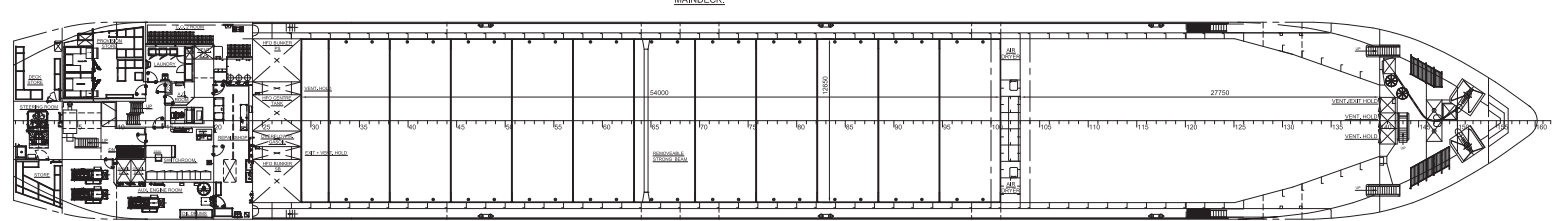
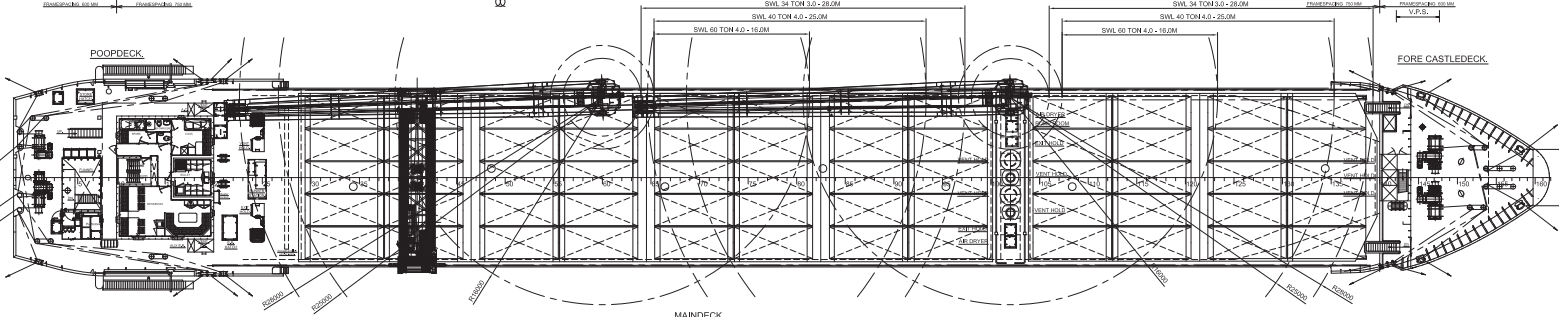
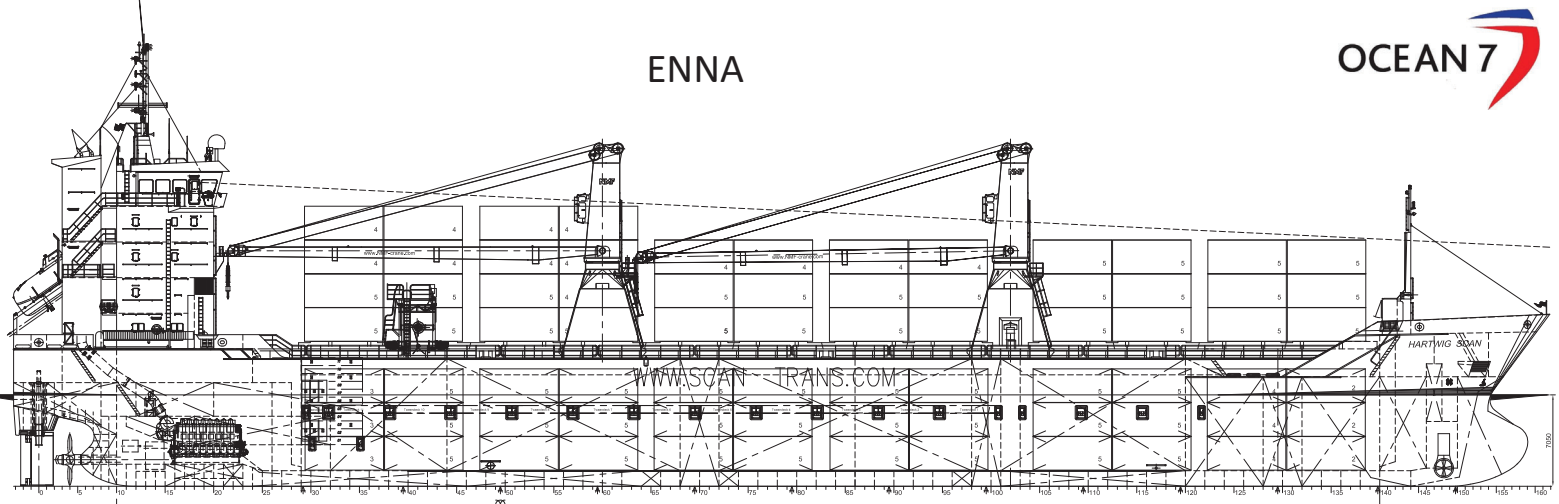
<b>Registration</b>	
Call sign	LXKI
IMO number	9414199
Port of registry	Luxembourg
Flag state	Luxembourg
Shipyard	Bodewes Shipyards, N.L.
Year/Place of delivery	2007/N.L.
Class	DNV
Class notation	☞ 100 A5 General cargo ship Equip. for carr. of container DBC DG Strength. for heavy cargo ☞ MC AUT CM-PS
P&I Club	MS Amlin Marine N.V
<b>Tonnage</b>	
DWAT	7.600 mt
DWCC	Abt. 7.300 mt
Gross tonnage	4.990
Net tonnage	2.648
<b>Dimensions</b>	
Length over all	111,85 m
Length between p.p.	112,15 m
Breadth over all	15,20 m
Breadth moulded	15,20 m
Summer draught	7,05 m
Depth moulded	8,45 m
Height keel to top mast	40,40 m
<b>Hold/hatch sizes</b>	
Number of holds/hatches	2/2
Hold capacity	About 8.840 m <sup>3</sup> /312.200 ft <sup>3</sup>
#1 tank top & TD dimension	27,75 x 12,65 m narrowing to 10,22 and 5.51 fwd
#2 tank top dimension	54,00 x 12,65 m narrowing to 10,90 aft
# TD dimensions	54,00 x 12,65 m
Hold height	9,45 m (7.55 m aft #2) 8,00 m below moveable strong beam
Tween deck -> Hatch cover	4,43 m
Tween deck > strong beam	2,98 m
Tanktop -> Tween deck	4,40 m
Hold floor surface	985 m <sup>2</sup>
Deck floor surface	m <sup>2</sup>
<b>Container capacity</b>	
Hold capacity	162 TEU
Deck capacity	186 TEU (10 reefer)
Total	348 TEU
Stack weight TEU/FEU	Tanktop: 60/64 mt Hatchcovers: 25/50 mt
TEU slots for IMDG class 1.1-1.6	On deck only
Class 1.4S	In hold # 1 & #2 and on deck

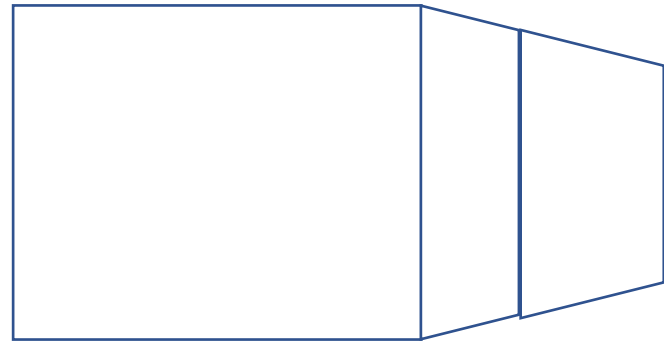
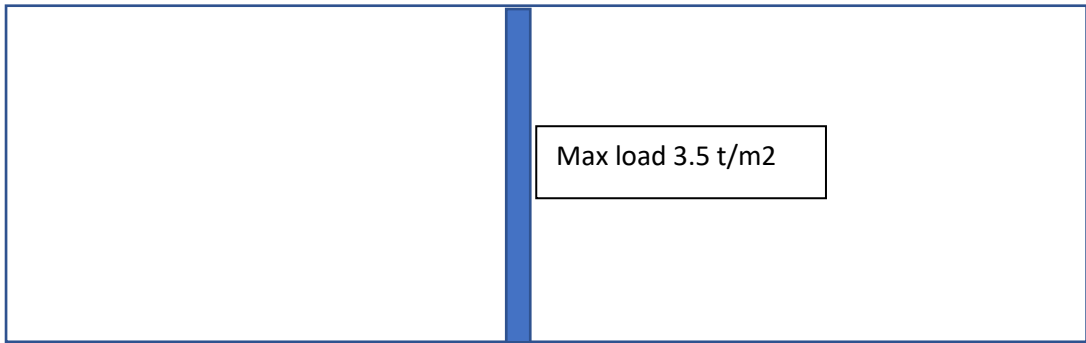
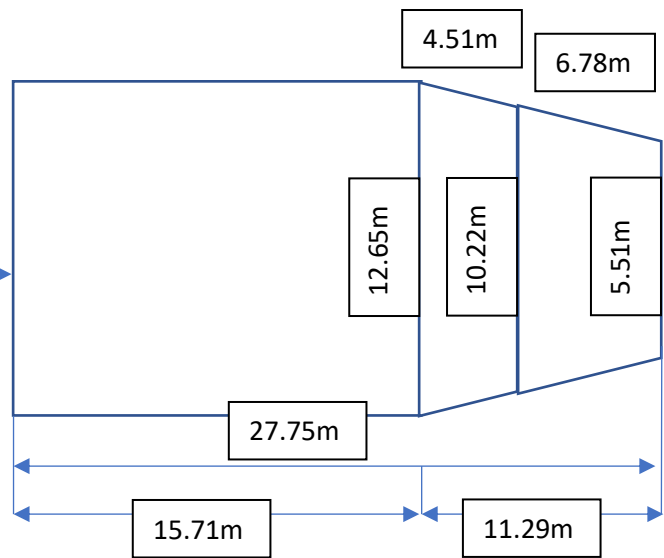
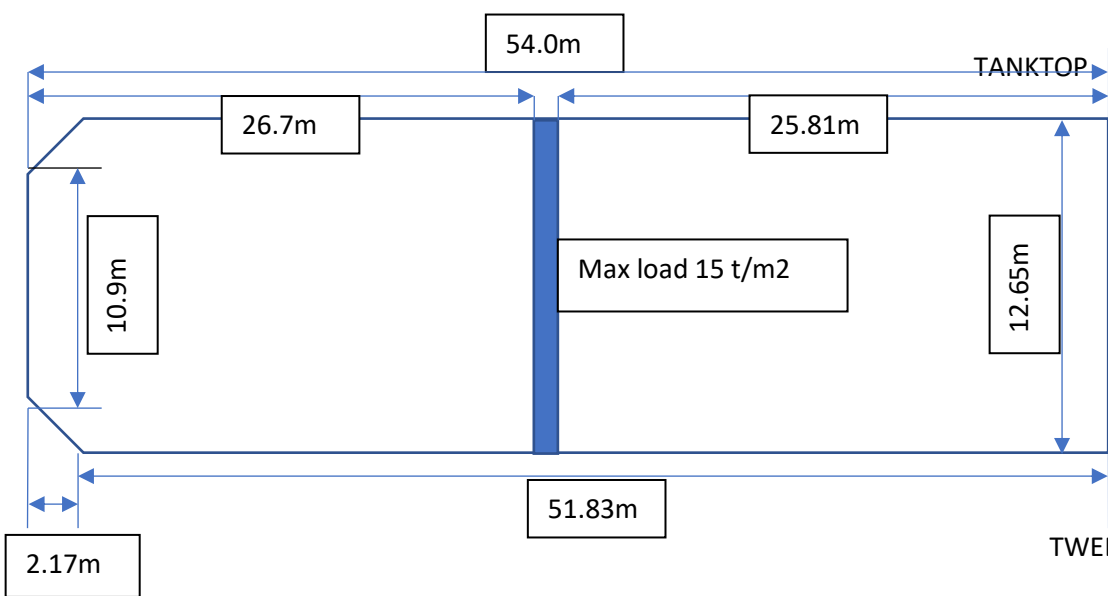
<b>Deck loads</b>	
Tanktop	15,00 mt/m <sup>2</sup>
Tween deck pontoons	3,50 mt/m <sup>2</sup>
Hatch covers	1,50 mt/m <sup>2</sup>
<b>Hatch covers/Tween deck</b>	
Type of hatch covers	Pontoons moveable with own gantry
Tween deck pontoons	12 pontoons (full length) #2, of which 3 pontoons can be used on 14,16 m aft in #1
Open top condition	No
<b>Propulsion/Maneuvering</b>	
Main Engine	3840 kW/3230 by EPL
Bow thruster	300 kW
Propeller	CPP
Rudder	Balanced
Service speed	12,0 kn
<b>Bunkers/Ballast capacity</b>	
Heavy fuel oil	480 m <sup>3</sup>
Marine gas oil	145 m <sup>3</sup>
Fresh water	50 m <sup>3</sup>
Ballast water	3274 m <sup>3</sup>
<b>Cargo gear</b>	
Cranes on port side	2 x NMF x 60 mt SWL
Load/Outreach	34 mt/3,0-28,0 m 40 mt/4,0-25,0 m 60 mt/4,0-16,0 m
Tandem load	120 mt SWL
Lifting beam on board	None
Spreader beams on board	None

*All details are believed to be correct but  
without guarantee/HWS*

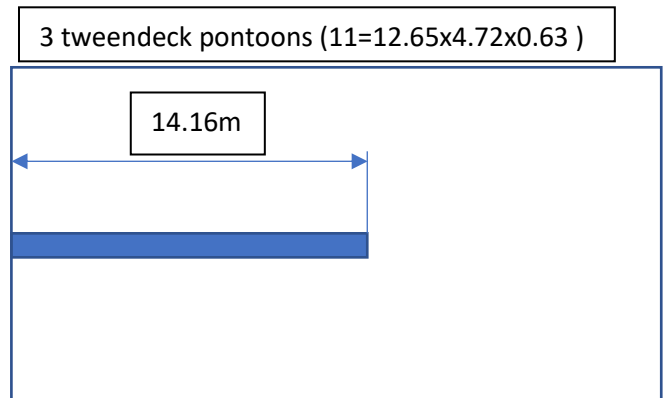
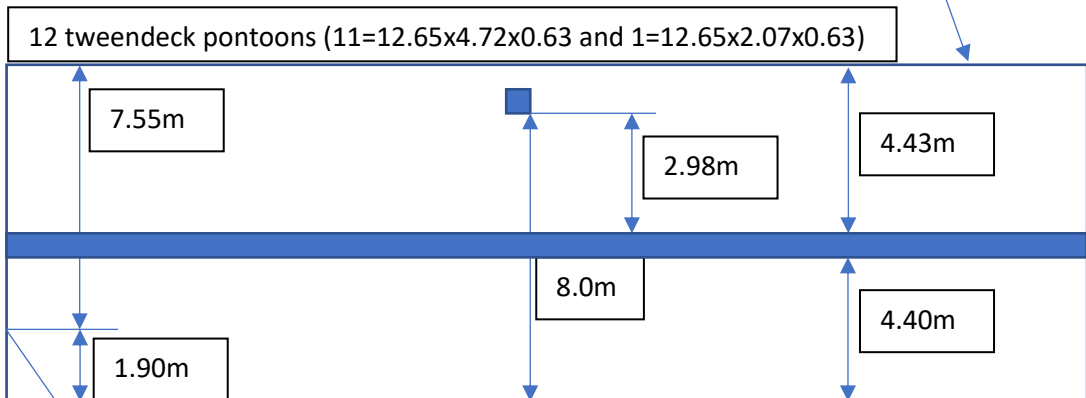
Phone: +45 70 70 13 11  
E-mail: [europa@ocean7projects.com](mailto:europa@ocean7projects.com)  
Web: <https://ocean7projects.com>

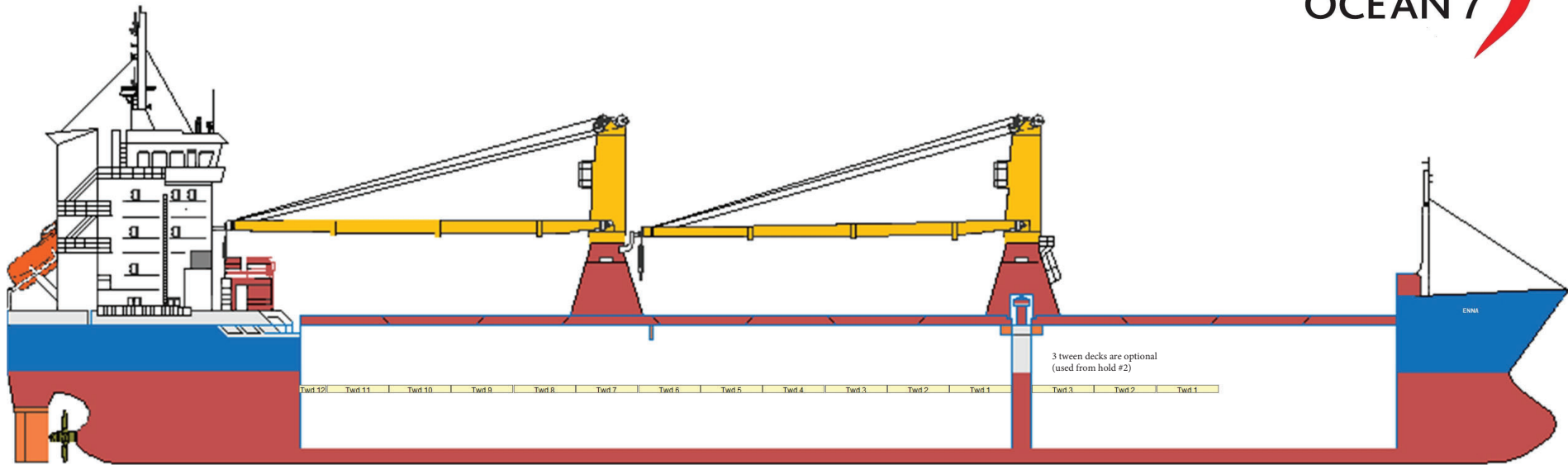
ENNA





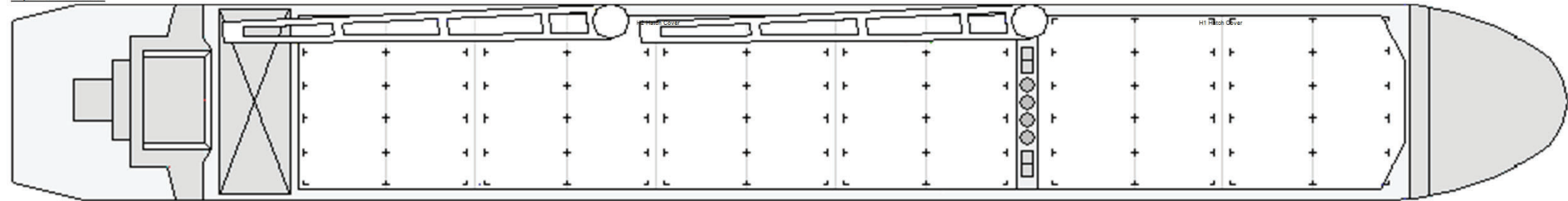
Max load hatch covers 1.75 t/m<sup>2</sup> SIDE VIEW





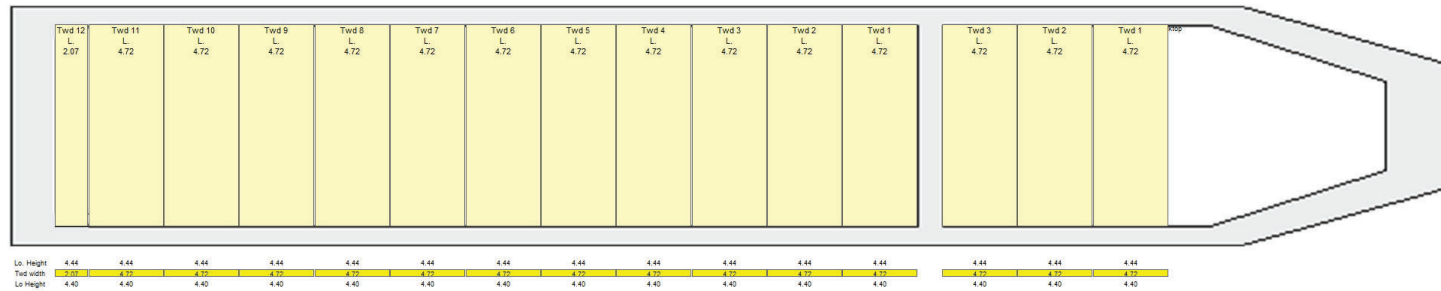
AP Frames

Top view Main Deck



AP D. mode

Top view Tweendeck



Top view Tank Top

