



M/V 'FRANZISKA'

Valid as of 11 Apr 2024

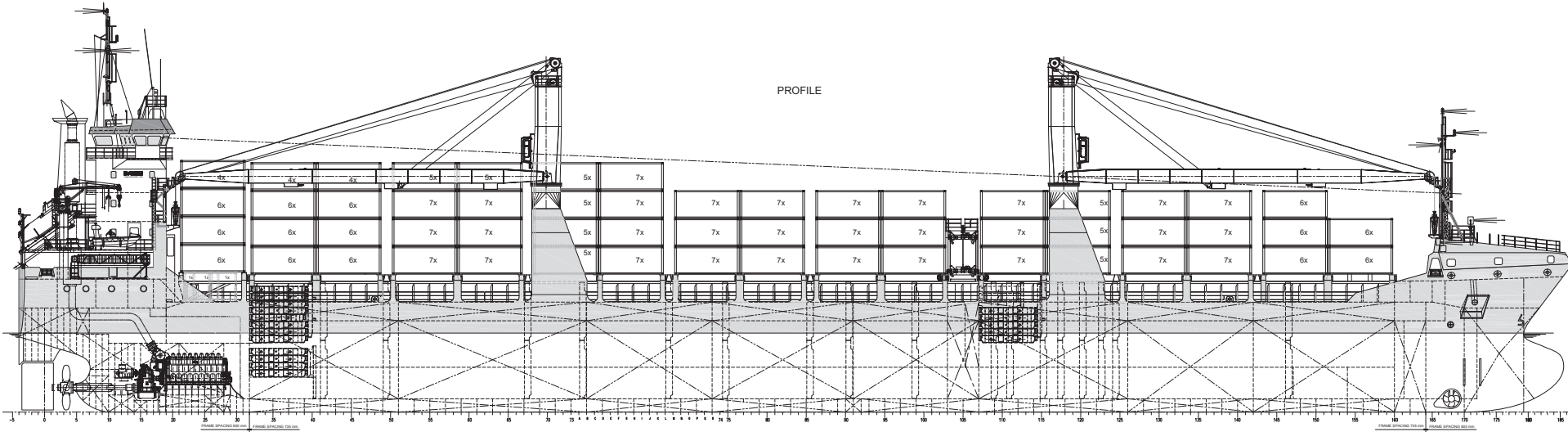
Registration	
Call sign	V2QF8
IMO number	9535618
Port of registry	St. John's
Flag state	Antigua & Barbuda
Shipyard	Damen Yichang, China
Year/Place of delivery	2011/China
Class	Bureau Veritas
Class notation	I <input checked="" type="checkbox"/> HULL General cargo ship Equipped for carr. of contr- heavy cargo Unrestricted Nav <input checked="" type="checkbox"/> MACH <input checked="" type="checkbox"/> AUT-UMS <input checked="" type="checkbox"/> SYS-NEQ-1, MON-SHAFT
Ice class	IA
P&I Club	Skuld
Tonnage	
DWAT	10.872 mt
DWCC	Abt. 9.800 mt
Gross tonnage	8.059
Net tonnage	3.909
Dimensions	
Length over all	145,63 m
Length between p.p.	138,62 m
Breadth over all	18,25 m
Breadth moulded	18,25 m
Summer draught	7,40 m
Depth moulded	10,30 m
Height keel to top mast	36,40 m
Hold/hatch sizes	
Number of holds/hatches	2/2
Hold capacity	About 14.800 m ³ /523.000 ft ³
# 1 Hatch/hold dimensions	38,96 x 13,15 m (narrow fwd to 7,87 m)
# 2 Hatch/hold dimensions	65,42 x 13,15 m (narrow aft to 7,87 m)
Hold height # 1 and 2	11,05 m
Tanktop -> Tween deck	5,23 or 7,50 m
Tween deck -> Hatch cover	5,16 or 2,89 m
Weather deck surface	1.379 m ²
Tween deck surface	1.344 m ²
Tank top surface	1.334 m ²
Container capacity	
Hold capacity	361 TEU
Deck capacity	302 TEU (60 reefer)
Total	653 TEU
Stack weight TEU/FEU	Tanktop: 100/120 mt Tween deck: 25/40 mt Stanchions: 35/54 mt Hatchcovers: 28/52 mt
TEU slots for IMO class 1	All deck and holds

Deck loads	
Tanktop	20,0 mt/m ²
Tween deck pontoons	3,5 mt/m ²
Hatch covers	1,75 mt/m ²
Fork lift - max axle load	13,0 mt
Hatch covers/Tween deck	
Type of hatch covers	5 + 12 panels
Tween deck pontoons	16 pontoons
Moveable by own	cargo/gantry crane
Propulsion/Maneuvering	
Main Engine	4.320 kW
Bow thruster	650 kW
Shaft generator	720 kW
Propeller	Controllable pitch
Rudder	Balanced
Service speed	13,5 kn
Bunkers/Ballast capacity	
Heavy fuel oil	696 m ³
Marine gas oil	60 m ³
Fresh water	74 m ³
Ballast water	5.032 m ³
Cargo gear	
Cranes on stbd side	2 x Liebherr x 80 mt SWL
Load/Outreach	80 mt/6,0-14,0 m 60 mt/6,0-16,0 m 40 mt/2,5-28,0 m 32 mt/2,5-34,0 m
Combinable load	160 mt SWL
Lifting beam on board	1 x 26,0 m, WLL 140

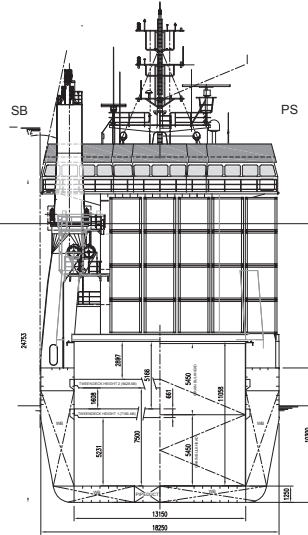
*All details are believed to be correct but
without guarantee/HWS*

Phone: +45 7070 1311
E-mail: europe@ocean7projects.com
Web: ocean7projects.com

PROFILE

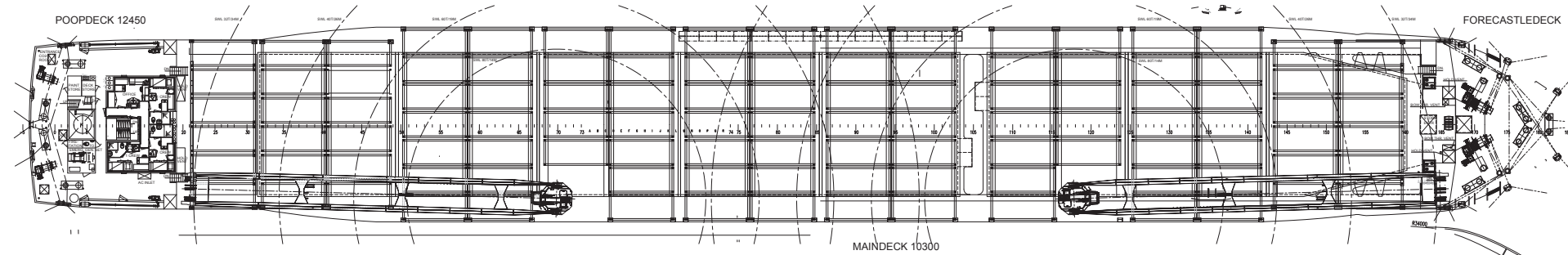


CROSS SECTION

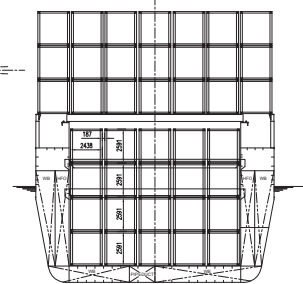


POOPDECK 12450

FORECASTLEDECK



CROSS SECTION FR. 100



TANKTOP 1250

