



Ship's particulars



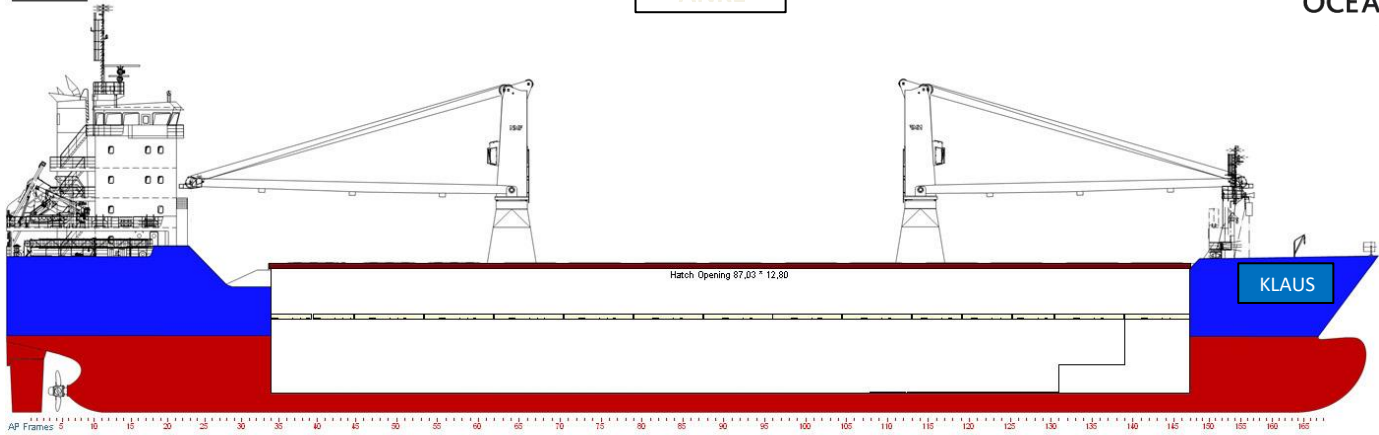
M/V 'KLAUS'

Valid as of 08 Apr 2025

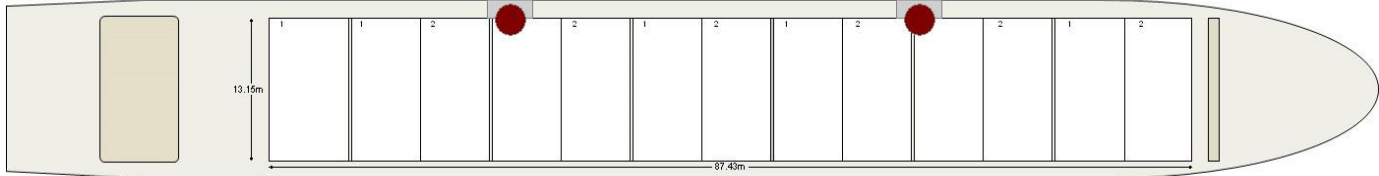
<p>Registration Call sign CQKW IMO number 9570632 Port of registry Madeira Flag state Portugal Shipyard Dongfang Shipbuilding Group Year/Place of delivery 2011/China Class Bureau Veritas Class notation I <input checked="" type="checkbox"/> HULL <input checked="" type="checkbox"/> MACH General cargo ship – equip. for carr. contr. -heavycargo (inner bot. 147.15 kN/m²) Unrest. Navig. <input checked="" type="checkbox"/> AUT-UMS, ICE CLASS IA GRABLOA. INWATERSEURVEY Gard P&I</p> <p>P&I Club Gard P&I</p> <p>Tonnage DWAT 7.970 mt (summer draught) DWCC Abt. 7.000 mt Gross tonnage 7.138 Net tonnage 2.266</p> <p>Dimensions Length over all 130,24 m Length between p.p. 122,00 m Breadth over all 16,50 m Breadth moulded 16,50 m Summer draught 7,00 m Depth moulded 11,50 m Height keel to top mast 37,05 m</p> <p>Hold/hatch sizes Number of holds/hatches 1/1 Hold capacity (w/o tween decks) About 12.226 m³/431.757 ft³ Lower hold dimensions 87,00 x 12,80 (5,00 fwd) m Tween deck dimensions 87,00 x 12,80 (5,00 fwd) m Hatch cover dimensions 87,00 x 12,80 m Weather deck dimensions 87,42 x 13,15 m Hold height 11,40 m Height under/above twd. Lower pos: 5,34 m/5,48 m Tween deck -> Hatch cover Upper pos.: 6,65 m/4,17 m</p> <p>Tank top deck surface Abt. 1030 m² Tween deck surface Abt. 1065 m² Weather deck surface Abt. 1150 m²</p> <p>Container capacity Hold capacity 244 TEU Deck capacity 200 TEU (30 reefer) Total 444 TEU Stack weight TEU/FEU Tank top: 60-90/60-120 mt Hatch covers: 40/43-64 mt</p> <p>TEU slots for IMO class 1 On deck and bay 01-15 below deck (first eight hatch covers) Class 1.4S All deck and hold</p>	<p>Deck loads Tanktop 15,0 mt/m² Tween deck pontoons 3,0 mt/m² Hatch covers 2,10mt/m²</p> <p>Hatch covers/Tween deck Type of hatch covers 13 pontoons* Tween deck pontoons 15 removeable panels</p> <p>*Emergency Hatch Cover Lifting System installed</p> <p>Removeable bulkheads Can be made of two tween decks in designated spaces</p> <p>Propulsion/Manoeuvring Main Engine 2.990 kW Bow thruster 409 kW Shaft generator 600 kW Propeller Controllable pitch propeller Rudder Balanced Service speed 11,0 kn</p> <p>Bunkers/Ballast capacity VLSFO 317 m³ LSMDO 201 m³ Fresh water 59 m³ Ballast water 5.038 m³</p> <p>Cargo gear Cranes on port side 2 x NMF x 80 mt SWL Load/Outreach 80 mt/5,0-20,0 m 60 mt/4,0-26,5 m 45 mt/4,0-30,0 m</p> <p>Tandem load 160 mt SWL Lifting beam on board 1 x 14,7 m x WLL 2x80 mt Spreader beams on board 1 x 20,0 m x WLL 36 mt</p> <p>Lifting heights At 4,0 m outreach Abt. 33,1 m At 20,0 m outreach Abt. 25,8 m At 26,5 m outreach Abt. 18,1 m At 30,0 m outreach Abt. 9,9 m</p> <p><i>All details are believed to be correct but without guarantee/HWS</i></p> <p>Phone: +45 7070 1311 E-mail: europe@ocean7projects.com Web: ocean7projects.com</p>
--	---

KLAUS

Side view

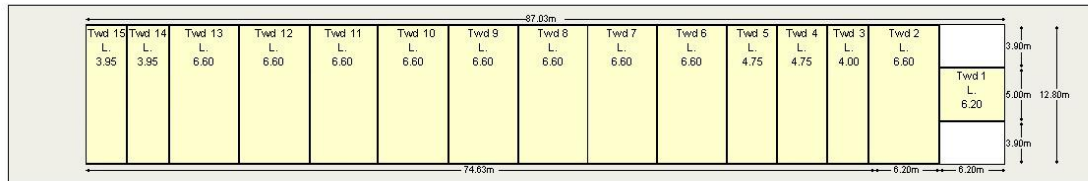


Top view Main Deck



AP in meter 5 10 15 20 25 30 35 40 45 50 55 60 65 70 75 80 85 90 95 100 105 110 115 120 125 130 135 140 145 150 155 160 165

Top view Tweendeck

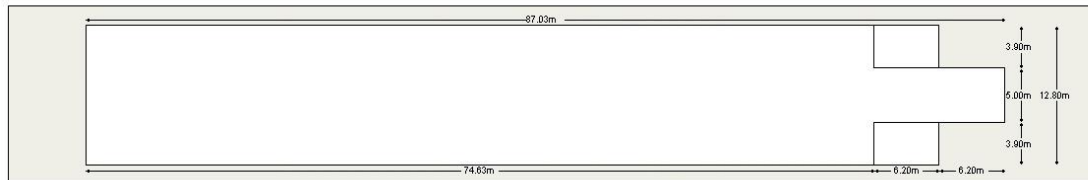


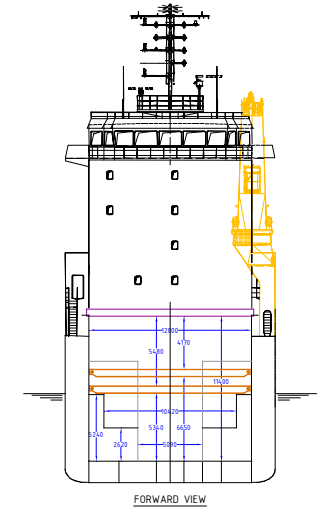
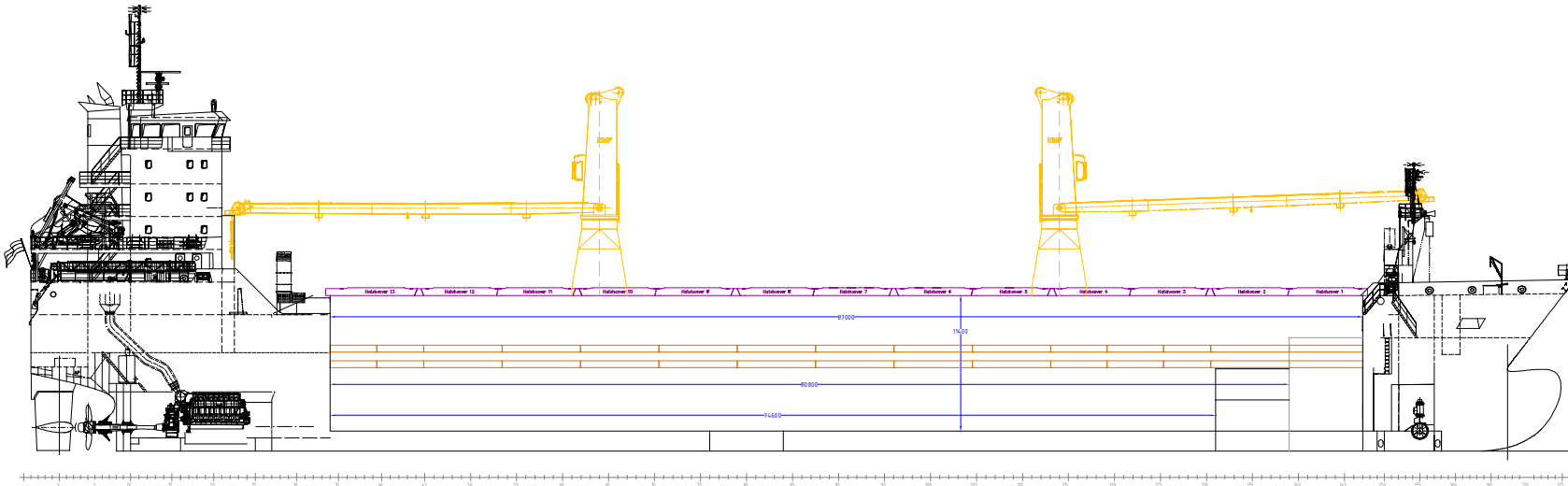
Top view Tank Top

Max Load
 Tanktop 15.0mt/c
 Twd 3.0mt/c

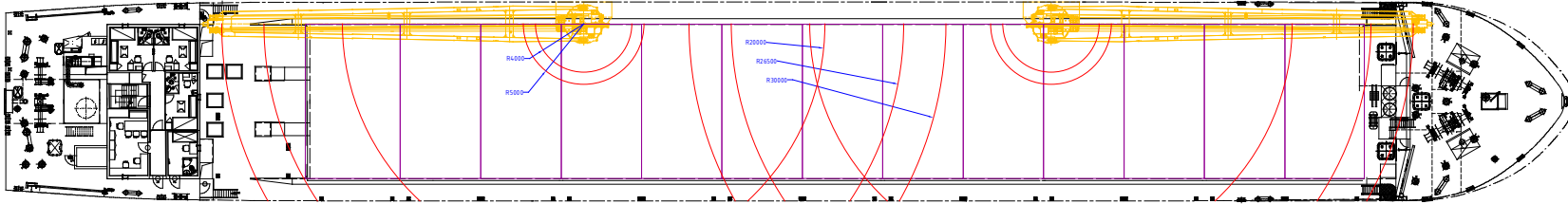
 Deck Load
 20t 40t
 Tanktop 40mt 120mt
 Hatch cover 30mt 40mt

 Crane range
 30m - 40mt 25.5m - 60mt 20m - 80mt
 Hatch cover to be open in sequence 1 then 2

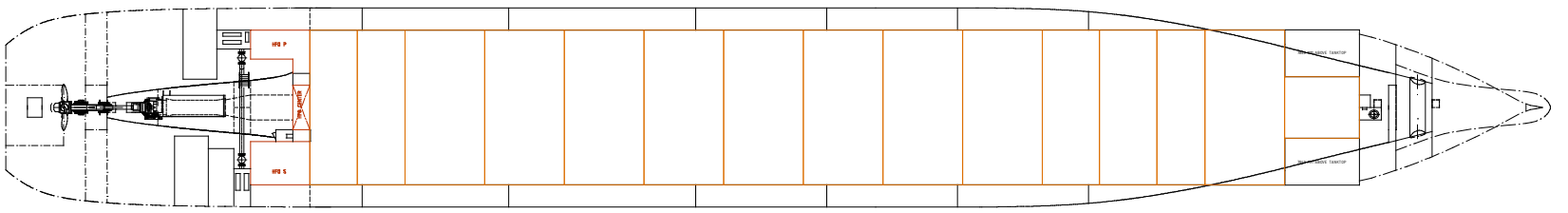




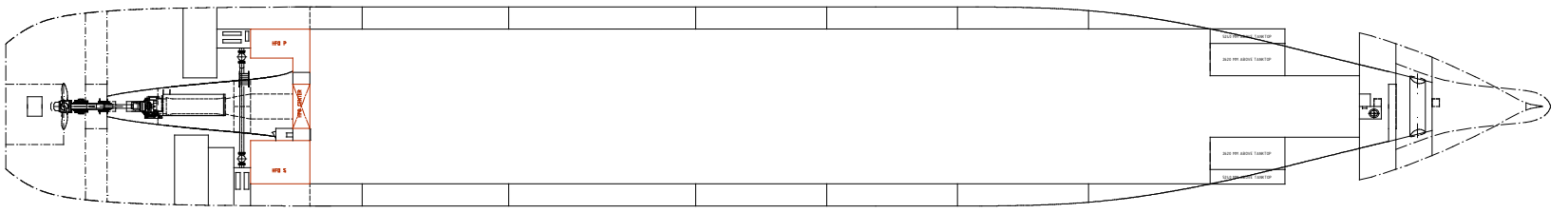
WEATHER DECK



TWEEN DECK



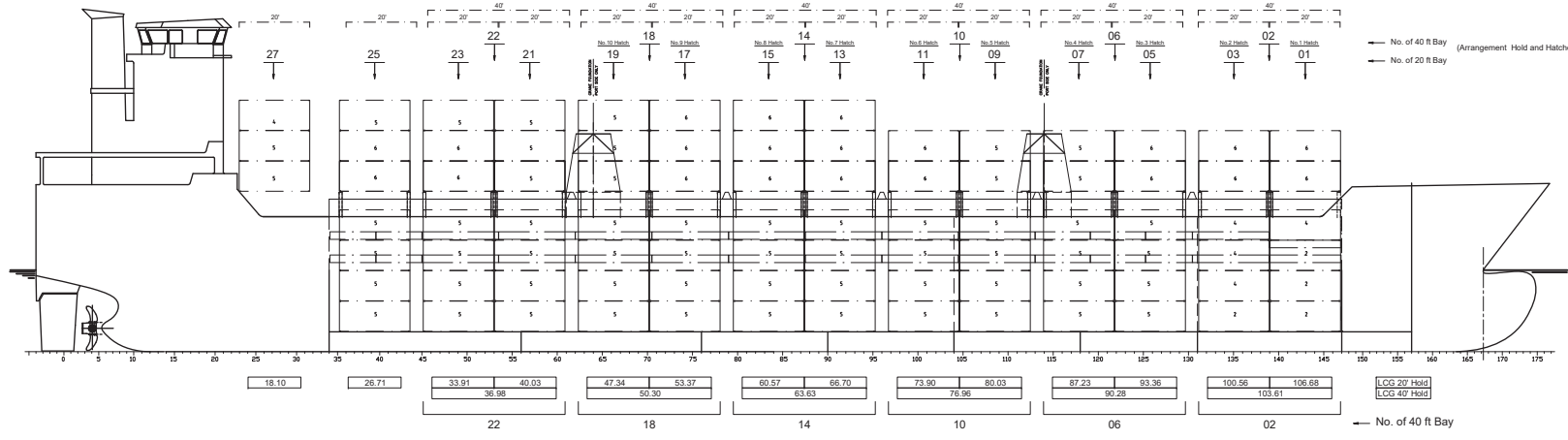
TANKTOP



MULTI PURPOSE VESSEL 8000 DWT

CONTAINER CAPACITY TABLE

LOCATION	NUMBER OF CONTAINERS				TOTAL
	IN HOLD	ON DECK	IN HOLD	ON DECK	
BAY NO. (TU)	RU	RU	RU	RU	(TU)
01	02	10 (4)	12 (0)	22	22 (4)
03	14	10 (4)	12 (0)	26	26 (4)
05	06	20 (0)	12 (0)	32	30 (2)
07	20	20 (0)	10	30	30 (2)
09	10	20 (0)	12 (0)	32	30 (2)
11	20	20 (0)	10 (2)	32	30 (2)
13	20	18 (0)	18 (0)	36	38 (0)
15	14	20 (0)	18 (0)	38	38 (0)
17	18	20 (0)	15 (3)	35	35 (3)
19	20	20 (0)	15 (2)	35	35 (2)
21	22	20 (0)	17 (1)	37	37 (1)
23	20	20 (0)	15 (2)	35	35 (2)
25	20	20 (0)	17 (1)	37	37 (1)
27	-	-	14 (14)	14	14 (14)
SUB TOTAL	244	110 (24)	200 (80)	444	190 (84)
TOTAL (TU)	244	200	444		



Notes regarding center of gravity:

- Center of gravity is based upon 20ft standard container of 81/2ft height.
- Its center of gravity is assumed to be at 45% of its height and 50% of its length.
- Values given in [m], VCG measure from base line, LCG from A.P.
- TCG measure from center line, positive to starboard and negative to port side.
- For dealing with 81/2ft containers (high cubes) please note, that the height of each 8 1/2ft container is 0.305m greater and the center of gravity is 0.137m more high than of a 8 1/2ft container.
- LCG, TCG, VCG = Longitudinal, Transverse, Vertical Center of Gravity

Note:

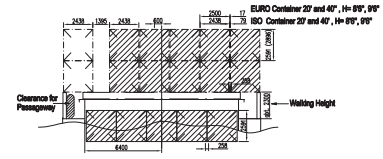
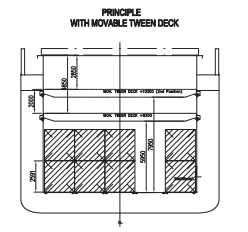
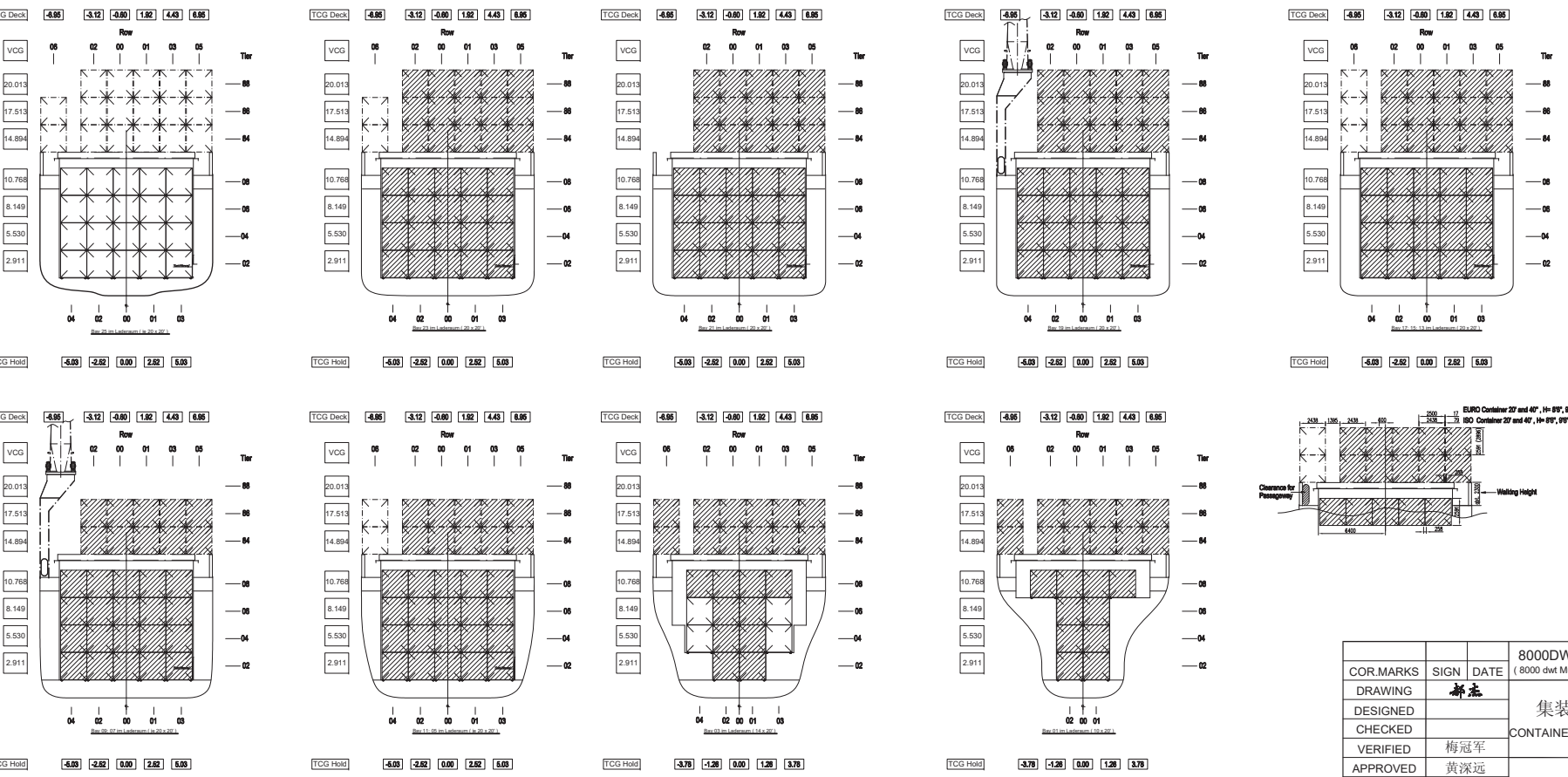
- The numbers of 20 ft and 40 ft containers are for maximum loading in each case.
- All numbers on profile plan show the loadable containers in transverse direction
- *Wide Bodies* up to 2500mm loadable on Deck
- *Wide Bodies* up to 2500mm loadable in Hold
- All sections seen from aft.

Container Stackloads on Deck:

- 20 ft : 35 tons Pointload
- 40 ft : 54 tons Pointload

Container Stackloads in Hold:

- 20 ft : 96 tons Pointload
- 40 ft : 120 tons Pointload



MAIN PARTICULARS

LENGTH (O.A.) abt. 130.25 m
 LENGTH (B.P.) 122.00 m
 BREADTH MOULDED 16.50 m
 DEPTH 11.50 m
 MAX DRAFT 7.00 m
 DESIGN DRAFT 6.40 m
 DEADWEIGHT abt. 7950 t

COR.MARKS	SIGN	DATE	8000DWT多用途散货船 (8000 dwt Multi-Purpose Cargo Ship)	完工设计 AS-BUILT DESIGN
DRAWING	DESIGNED	CHECKED	VERIFIED	APPROVED
DATE	2010.9	梅冠军	黄深远	
DRAWING NO. DF80705215			DRAWING NO. DF80705215	
PAGE 1 / 1			WEIGHT SCALE	
CONTAINER STOWAGE PLAN			1:220	
中国东方造船有限公司 CHINA DONGFANG SHIPBUILDING CO., LTD.				