



M/V 'KOGA RANGER'

Valid as of 06 Feb 2024

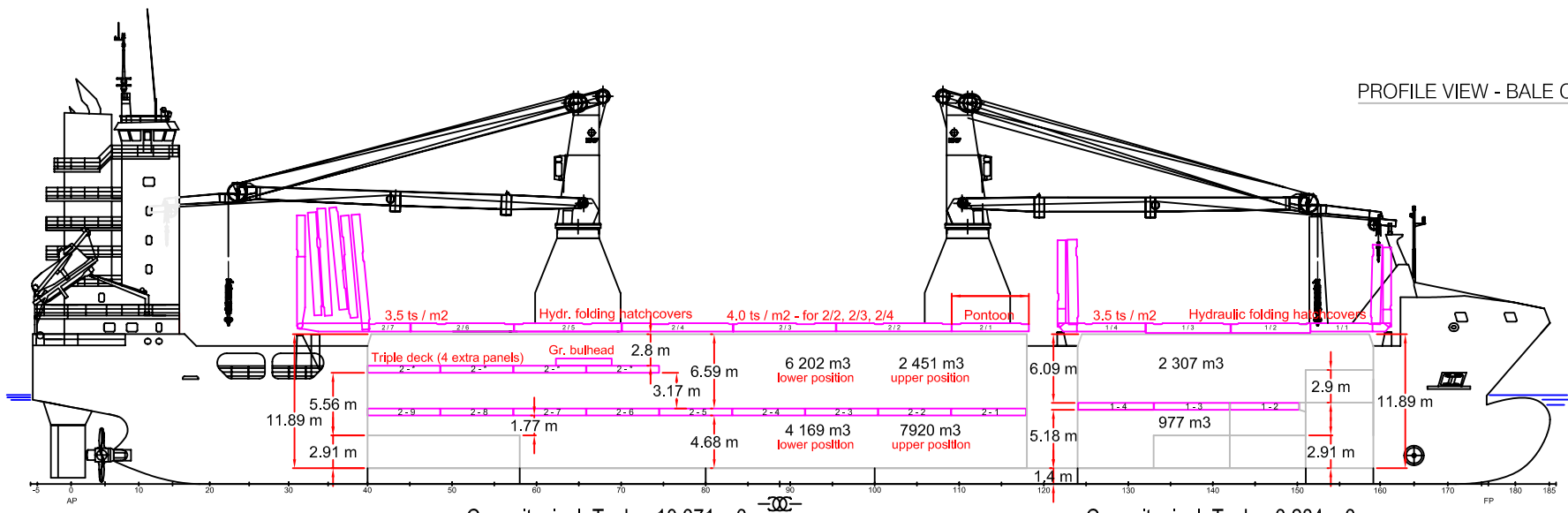
Registration	
Call sign	D5AG8
IMO number	9277280
Port of registry	Monrovia
Flag state	Liberia
Shipyard	Volharding Shipyards
Year/Place of delivery	2005/Hoogezand
Class	DNV
Class notation	☒ 100 A5 Multi-Purpose DC-ship Equipped for carriage of cont. DBC SOLAS-II-2, Reg.19 ERS IW Strengthened for heavy cargo ☒ MC AUT
P&I Club	Skuld
Tonnage	
DWAT	10.581 mt (incl. Tween decks)
DWCC	Abt. 9500 mt
Gross tonnage	8963
Net tonnage	4522
Dimensions	
Length over all	134,52 m
Length between p.p.	125,67 m
Breadth over all	21,50 m
Breadth moulded	21,50 m
Summer draught	7,95 m
Depth moulded	9.30 m
Height keel to top mast	42,20 m
Hold/hatch sizes	
Number of holds/hatches	2/2
Hold capacities	About 13.875 m ³ /489.995 ft ³
#1 Hatch cover	26,26 x 17,38 m
#1 Hatch opening	25,50 x 16,90 m
#1 Tween deck	20,25 x 13,00/7,80 m
#1 Lower hold	20,25 x 13,00/7,80/5,20 m
#2 Hatch cover	58,50 x 17,30 m
#2 Hatch opening	57,98 x 16,90 m
#2 Tween deck	58,50 x 16,90 m
#2 Lower hold	58,50 x 16,90/5,20 m
#1 Tween deck above/under	6,09/5,18 m
#2 Tween decks above/under	2,80/8,47 or 6,59/4,68 m
Hold height	11,89 m
Hatch cover surface	1.413 m ²
Tween deck surface	1.736 m ²
Lower hold surface	1.006 m ²
Container capacity	
Hold capacity	252 TEU
Deck capacity	295 TEU (10 Reefer)
Total	547 TEU (464 TEU @ 14 mt)
Stack weight TEU/FEU	Tank top: 90/120 mt Hatch cover: 40/60 mt
TEU slots for IMO class 1	All on deck, class 1.4S in holds

Deck loads	
Tan ktop	15.0 mt/m ²
Tween deck pontoons	3.0 mt/m ²
Hatch covers (HC)	3,5 mt/m ²
HC between cranes	4,0 mt/m ²
Hatch cover/Tween deck	
Type of hatch covers	Hydraulic folding + pontoons
Tween deck pontoons	17 removable pontoons (can be used as bulkheads)
Propulsion/Manoeuvring	
Main Engine	7.200 kW
Bow thruster	650 kW
Propeller	Variable pitch propeller
Rudder	Free-hanging flap type
Service speed	13,75 kn
Bunkers/Ballast capacity	
Heavy fuel oil	719 m ³
Marine gas oil	318 m ³
Lubricating oil	29 m ³
Fresh water	136 m ³
Ballast water	5701 m ³
Cargo gear	
Cranes on port side	2 x NMF 250 mt SWL
Load/Outreach	250 mt/6,5-12,0 m 200 mt/5,5-15,0 m 150 mt/5,5-20,0 m 100 mt/4,0-30,0 m 35 mt/3,0-30,0 m
Tandem operation	500 mt SWL
Lifting beam on board	1 x 18,0 m, WLL 460 mt
Spreader beams on board	1 x 12,0 m, WLL 250 mt 2 x 3.0 m, WLL 250 mt 1 x 20' container spreader
Lifting heights	
At 6,5 m outreach	34,0 m
At 12,0 m outreach	33,0 m
At 15,0 m outreach	31,6 m
At 20,0 m outreach	28,2 m
At 30,0 m outreach	12,4 m

All details are believed to be correct but without guarantee/hws.

Phone: +45 70 70 13 11
E-mail: europa@ocean7projects.com
Web: <http://ocean7projects.com>

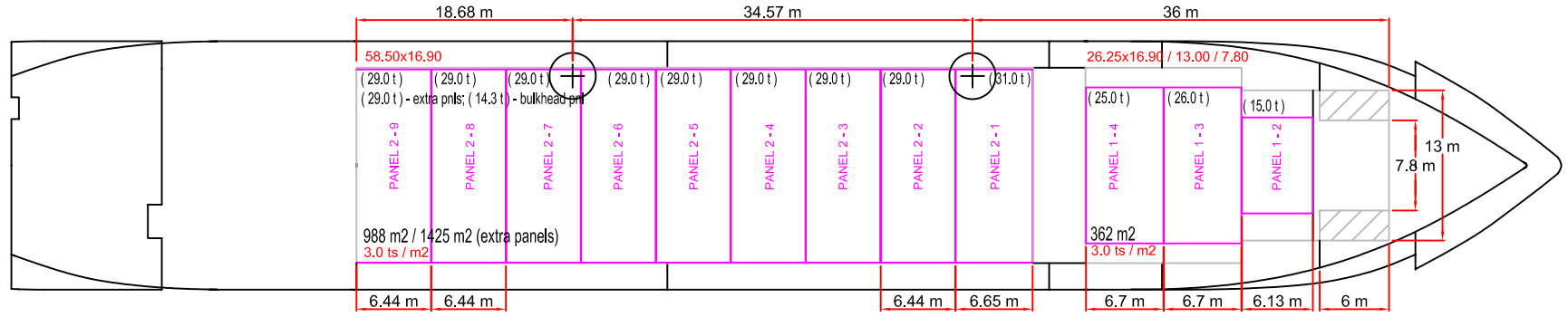
PROFILE VIEW - BALE CAPACITY



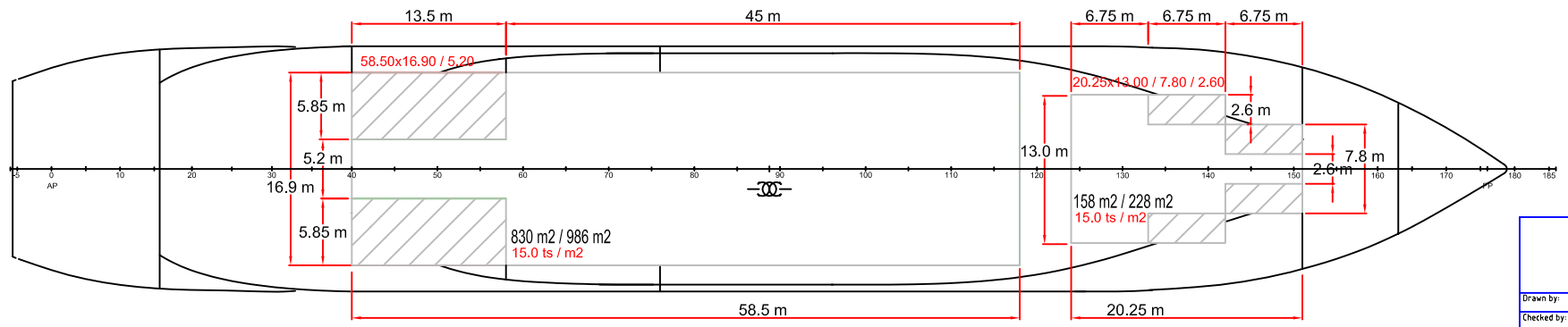
Capacity incl. Twd: 10 371 m3
excl. Twd: 11 305 m3

Capacity incl. Twd: 3 284 m3
excl. Twd: 3 428 m3

TWEEN DECKS




TANKTOP



Title: Infosheet R-Type			
Status:			
Drawn by: RT	Date: 04.09.2012	Req by: RS	
Checked by: OS	Date: 04.09.2012	Rev:	
Scale: NTS	Format: A4	Sht: 1 Of: 2	Drawing Number: 12-R0-INFO

(all values given in good faith without guarantee)

CONTAINER ARRANGEMENT



LIFTING DIAGRAM

CRANE No.1,2 SWL 250 mt

