



## M/V 'KOGA ROYAL'

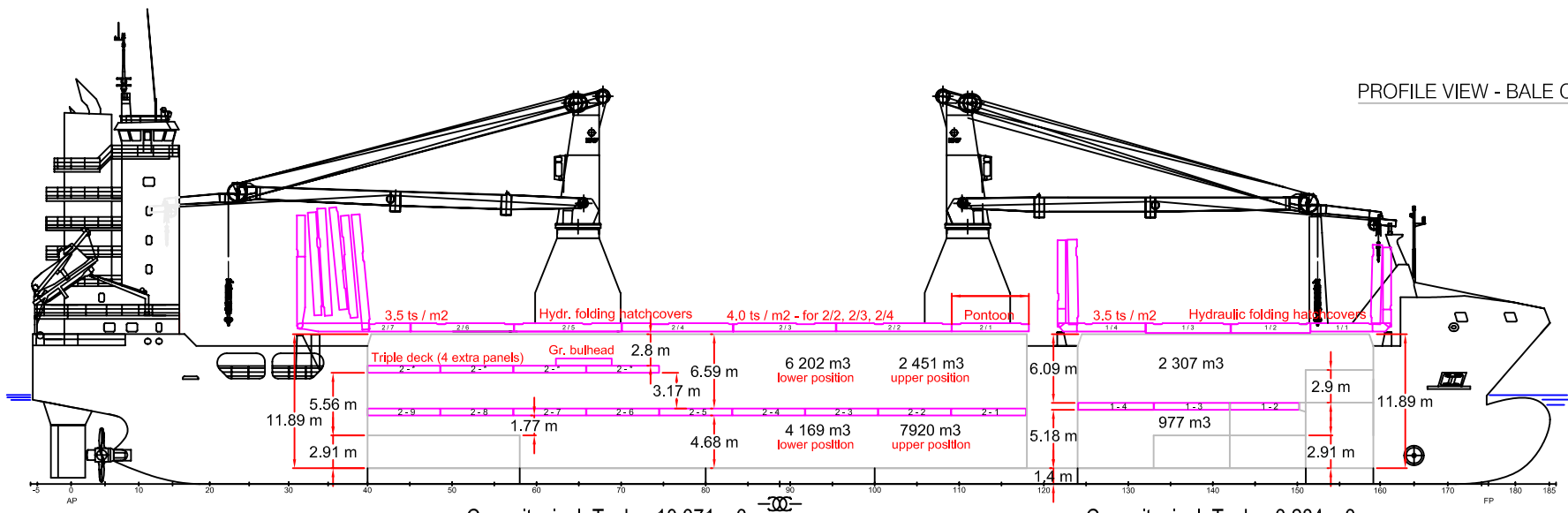
Valid as of 27 Dec 2023

<b>Registration</b>		<b>Deck loads</b>	
Call sign	D5AG9	Tan ktop	15.0 mt/m <sup>2</sup>
IMO number	9267754	Tween deck pontoons	3.0 mt/m <sup>2</sup>
Port of registry	Monrovia	Hatch covers (HC)	3,5 mt/m <sup>2</sup>
Flag state	Liberia	HC between cranes	4,0 mt/m <sup>2</sup>
Shipyard	Volharding Shipyards		
Year/Place of delivery	2005/Hoogezand		
Class	DNV		
Class notation	☒ 100 A5 Multi-Purpose DC-ship Equipped for carriage of cont. DBC SOLAS-II-2, Reg.19 ERS IW Strengthened for heavy cargo ☒ MC AUT	<b>Hatch cover/Tween deck</b>	
P&I Club	Skuld	Type of hatch covers	Hydraulic folding + pontoons
		Tween deck pontoons	17 removable pontoons (can be used as bulkheads)
<b>Tonnage</b>		<b>Propulsion/Manoeuvring</b>	
DWAT	10.581 mt (incl. Tween decks)	Main Engine	7.200 kW
DWCC	Abt. 9500 mt	Bow thruster	650 kW
Gross tonnage	8963	Propeller	Controlable pitch propeller
Net tonnage	4522	Rudder	Free-hanging flap type
		Service speed	13,75 kn
<b>Dimensions</b>		<b>Bunkers/Ballast capacity</b>	
Length over all	134,52 m	Heavy fuel oil	719 m <sup>3</sup>
Length between p.p.	125,67 m	Marine gas oil	318 m <sup>3</sup>
Breadth over all	21,50 m	Lubricating oil	29 m <sup>3</sup>
Breadth moulded	21,50 m	Fresh water	136 m <sup>3</sup>
Summer draught	7,95 m	Ballast water	5701 m <sup>3</sup>
Depth moulded	9.30 m		
Height keel to top mast	42,20 m	<b>Cargo gear</b>	
<b>Hold/hatch sizes</b>		Cranes on port side	2 x NMF 250 mt SWL
Number of holds/hatches	2/2	Load/Outreach	250 mt/6,5-12,0 m 200 mt/5,5-15,0 m 150 mt/5.5-20,0 m 100 mt/4,0-30,0 m 35 mt/3,0-30,0 m
Hold capacities	About 13.875 m <sup>3</sup> /489.995 ft <sup>3</sup>	Tandem operation	500 mt SWL
#1 Hatch cover	26,26 x 17,38 m		
#1 Hatch opening	25,50 x 16,90 m	Lifting beam on board	1 x 4,0-18,0 m, WLL 460 mt
#1 Tween deck	20,25 x 13,00/7,80 m	Spreader beams on board	1 x 2,0-11,6 m, WLL 250 mt 2 x 3.0 m, WLL 250 mt 2 x 20' container spreader
#1 Lower hold	20,25 x 13,00/7,80/5,20 m		
#2 Hatch cover	58,50 x 17,30 m		
#2 Hatch opening	57,98 x 16,90 m		
#2 Tween deck	58,50 x 16,90 m		
#2 Lower hold	58,50 x 16,90/5,20 m		
#1 Tween deck above/under	6,09/5,18 m		
#2 Tween decks above/under	2,80/8,47 or 6,59/4,68 m		
Hold height	11,89 m		
Hatch cover surface	1.413 m <sup>2</sup>	<b>Lifting heights</b>	
Tween deck surface	1.736 m <sup>2</sup>	At 6,5 m outreach	34,0 m
Lower hold surface	1.006 m <sup>2</sup>	At 12,0 m outreach	33,0 m
		At 15,0 m outreach	31,6 m
		At 20,0 m outreach	28,2 m
		At 30,0 m outreach	12,4 m
<b>Container capacity</b>			
Hold capacity	252 TEU		
Deck capacity	295 TEU (10 Reefer)		
Total	547 TEU (464 TEU @ 14 mt)		
Stack weight TEU/FEU	Tank top: 24-90/30-120 mt Hatch cover: 40/60 mt		
TEU slots for IMO class 1	All on deck, class 1.4S in holds		

*All details are believed to be correct but without guarantee/hws.*

Phone: +45 70 70 13 11  
E-mail: [europa@ocean7projects.com](mailto:europa@ocean7projects.com)  
Web: <http://ocean7projects.com>

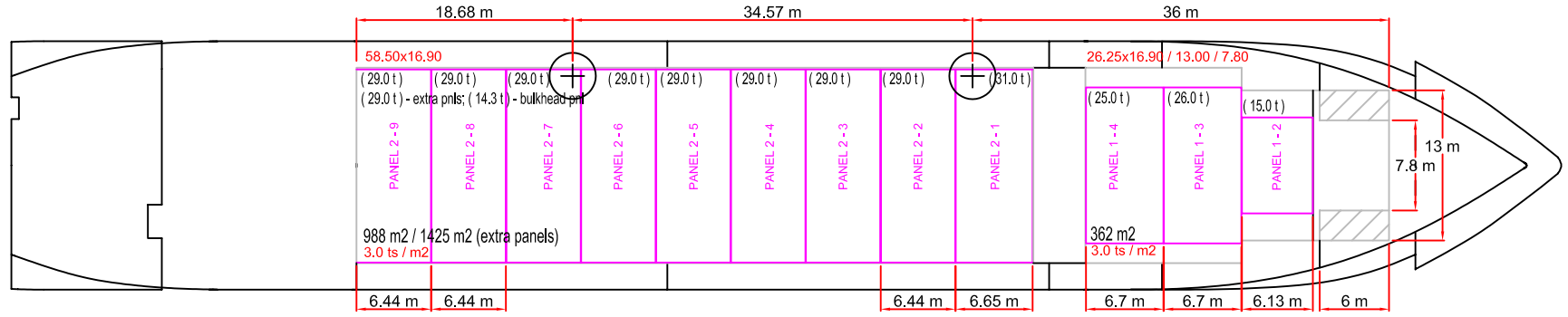
PROFILE VIEW - BALE CAPACITY



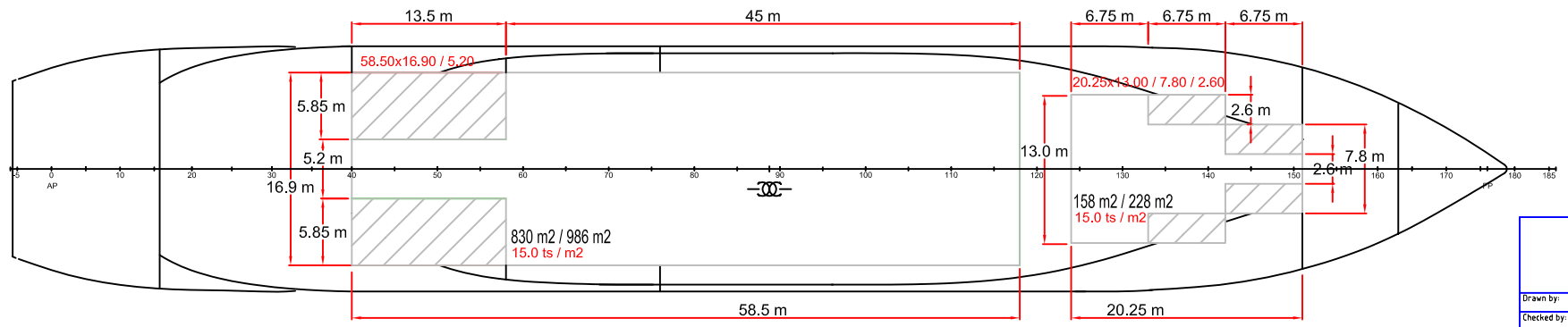
Capacity incl. Twd: 10 371 m3  
excl. Twd: 11 305 m3

Capacity incl. Twd: 3 284 m3  
excl. Twd: 3 428 m3

TWEEN DECKS



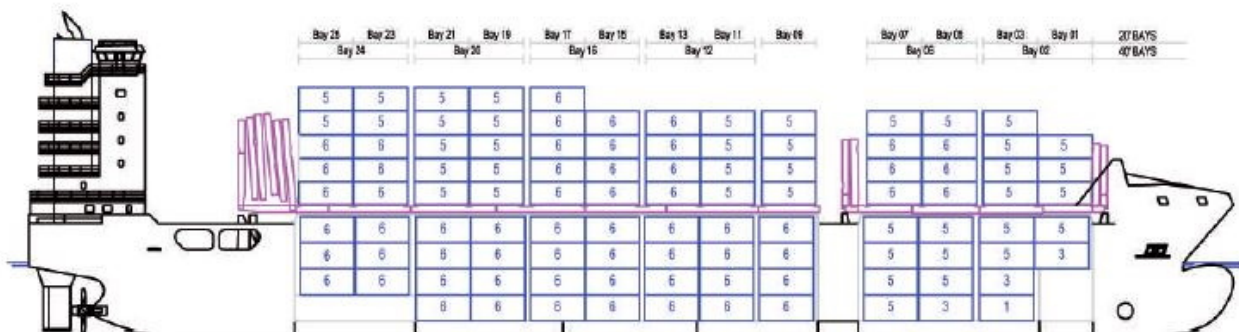
TANKTOP



Title: Infosheet R-Type			
Status:			
Drawn by: RT	Date: 04.09.2012	Req by: RS	
Checked by: OS	Date: 04.09.2012	Rev:	
Scale: NTS	Format: A4	Sht: 1 Of: 2	Drawing Number: 12-R0-INFO

(all values given in good faith without guarantee)

### CONTAINER ARRANGEMENT



### LIFTING DIAGRAM

CRANE No.1,2 SWL 250 mt

